

# UNITED WAY OF GREATER NEW HAVEN

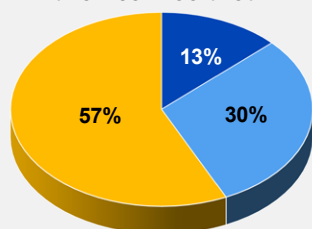


Number of Households – 162,278

## Meet ALICE

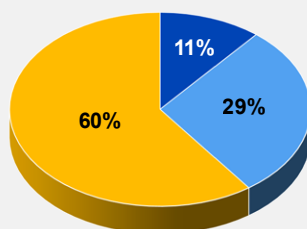
ALICE® is an acronym for **A**sset **L**imited, **I**ncome **C**onstrained, **E**mployed – households that earn more than the Federal Poverty Level, but less than the basic cost of living for the county. Households below the ALICE Threshold – ALICE households plus those in poverty – can't afford the basics in the communities where they live.

United Way of Greater New Haven service area



■ **Poverty:** 20,962 HH, 13%  
 ■ **ALICE:** 48,116 HH, 30%  
 ■ **Above ALICE Threshold:** 93,200 HH, 57%

Connecticut



■ **Poverty:** 160,037 HH, 11%  
 ■ **ALICE:** 420,483 HH, 29%  
 ■ **Above ALICE Threshold:** 862,449 HH, 60%

*Note: Municipal-level data on this page is 5-year averages for Census County Subdivisions. Geographies with fewer than 100 households are not included.*

Town	Total Households	% ALICE & Poverty
Bethany	1,816	18%
Branford	13,103	36%
East Haven	11,282	40%
Guilford	8,770	29%
Hamden	23,195	38%
Madison	6,879	16%
New Haven	53,424	60%
North Branford	5,015	27%
North Haven	9,627	25%
Orange	5,252	21%
West Haven	20,730	48%
Woodbridge	3,185	11%

Household Survival Budget, 2023		
	Single Adult	2 Adults, 1 Infant, 1 Preschooler
<b>Monthly Costs</b>		
Housing	\$1,320	\$1,806
Child Care	–	\$2,729
Food	\$538	\$1,461
Transportation	\$419	\$967
Health Care	\$212	\$802
Technology	\$86	\$116
Miscellaneous	\$258	\$788
Tax Payments	\$400	\$1,390
Monthly Total	\$3,233	\$10,059
ANNUAL TOTAL	\$38,796	\$115,512
Hourly Wage*	\$19.40	\$57.76

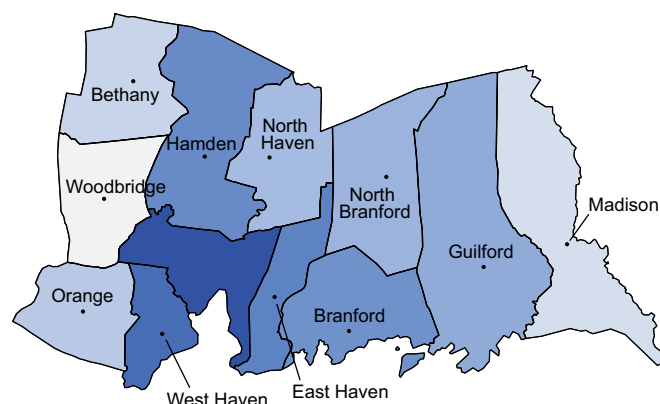
\*Full-time wage required to support this budget

For ALICE Household Survival Budget Sources, visit [UnitedForALICE.org/Methodology](https://UnitedForALICE.org/Methodology)

## The Cost of Basics Outpaces Wages

The Household Survival Budget reflects the minimum costs of household necessities (housing, child care, food, transportation, health care, and technology), plus taxes. It does not include savings for emergencies or future goals like college or retirement. The Household Survival Budget is calculated for each planning region in Connecticut (U.S. Census county equivalent), as costs can vary greatly depending on location and household needs.

To see costs for different household compositions and locations in Connecticut, visit [UnitedForALICE.org/Household-Budgets/Connecticut](https://UnitedForALICE.org/Household-Budgets/Connecticut)



**Below ALICE Threshold**  
 11% 60%